



LP12-250 (12V260Ah)

Specification



LP series is a general purpose battery with 12 years design life in float service. It meets with IEC, JIS, BS, GB/T and YD/T standards. With advanced AGM valve regulated technology and high purity raw material, the LP series battery maintains high consistency for better performance and reliable standby service life. It is suitable for UPS/EPS, Telecom, power grid, medical equipment, emergency light and security system applications.

Cells Per Unit	6
Voltage Per Unit	12
Nominal Capacity	260Ah@10hour-rate to 1.80V per cell @25°C
Weight	Approx. 72.0 Kg (Tolerance ±3.0%)
Internal Resistance	Approx. 2.6 mΩ
Terminal	T11
Max. Discharge Current	2600A (5 sec)
Short Circuit Current	4810A
Design Life	12 years (Float charging)
Max. Charging Current	78.0 A
Reference Capacity	C3 201.3AH C5 227.0AH C10 260.0AH C20 276.0AH
Standby Use Voltage	13.6 V~13.8 V @ 25°C Temperature Compensation: -3mV/°C/Cell
Cycle Use Voltage	14.6 V~14.8 V @ 25°C Temperature Compensation: -4mV/°C/Cell
Operating Temperature Range	Discharge: -20°C~60°C Charge: 0°C~50°C Storage: -20°C~60°C
Normal Operating Temperature Range	25°C ±5°C
Self Discharge	Valve Regulated Lead Acid (VRLA) batteries can be stored for up to 6 months at 25°C and then recharging is recommended. Monthly Self-discharge ratio is less than 3% at 25°C. Please charge batteries before using.
Container Material	A.B.S. UL94-HB, UL94-V0 Optional.



ISO 9001



ISO 14001

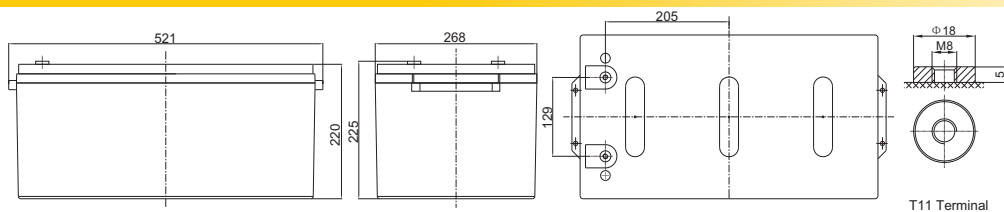


OHSAS 18001



G4M20206-0910-E-16

Dimensions



Length	521±2mm (20.5 inches)
Width	268±2mm (10.6 inches)
Height	220±2mm (8.66 inches)
Total Height	225±2mm (8.86 inches)
Terminal	Value
M5	6~7 N*m
M6	8~10 N*m
M8	10~12 N*m

Unit: mm

Constant Current Discharge Characteristics : A (25°C)

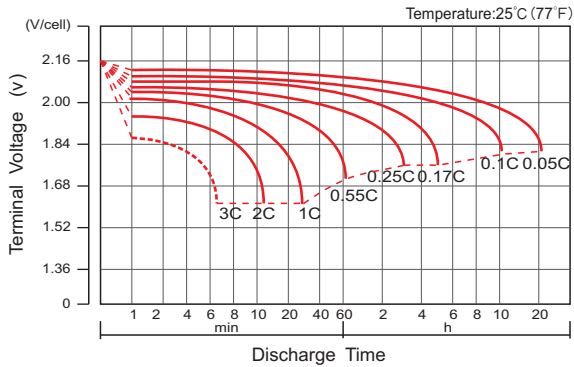
F. V/Time	15MIN	30MIN	1HR	2HR	3HR	4HR	5HR	8HR	10HR	20HR
1.60V	445.9	281.9	158.9	94.6	73.3	57.6	49.1	33.0	27.4	14.3
1.65V	426.3	270.6	153.4	91.6	71.1	56.1	47.8	32.6	27.1	14.1
1.70V	399.3	258.7	148.4	88.6	69.1	54.6	46.5	32.1	26.7	13.9
1.75V	371.6	247.2	143.0	85.5	67.1	53.2	45.4	31.6	26.3	13.8
1.80V	343.1	236.3	137.5	82.4	65.0	51.6	44.2	31.1	26.0	13.6
1.85V	284.7	203.5	123.3	75.5	60.1	48.0	41.2	29.2	24.5	13.0

Constant Power Discharge Characteristics : WPC (25°C)

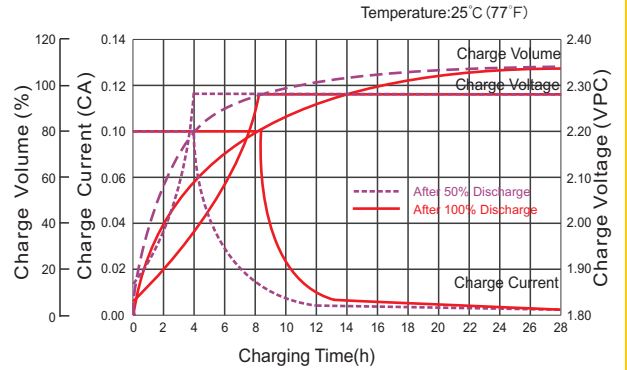
F. V/Time	15MIN	30MIN	1HR	2HR	3HR	4HR	5HR	8HR	10HR	20HR
1.60V	779.5	512.0	298.5	179.4	140.1	110.7	94.6	64.4	53.9	28.2
1.65V	756.3	496.7	289.9	174.5	136.3	108.1	92.4	63.8	53.3	27.8
1.70V	718.9	479.5	282.3	169.7	133.2	105.5	90.4	63.0	52.6	27.5
1.75V	678.8	463.0	273.6	164.5	129.8	103.2	88.4	62.2	52.0	27.2
1.80V	635.6	447.0	264.7	159.4	126.3	100.6	86.4	61.3	51.4	27.0
1.85V	534.9	388.8	238.8	146.9	117.2	93.9	80.8	57.7	48.4	25.7

(Note) The above characteristics data are average values obtained within three charge/discharge cycle not the minimum values. The battery must be fully charged before the capacity test. The C₁₀ should reach 95% after the first cycle and 100% after the third cycle.

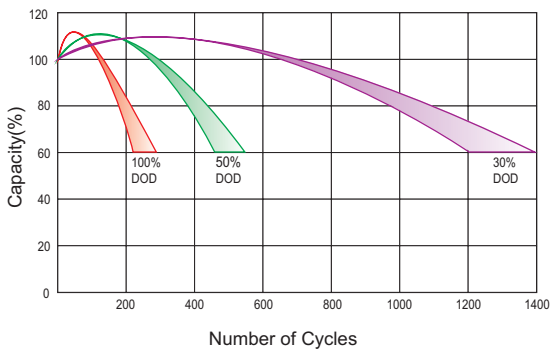
Discharge Characteristics Curve



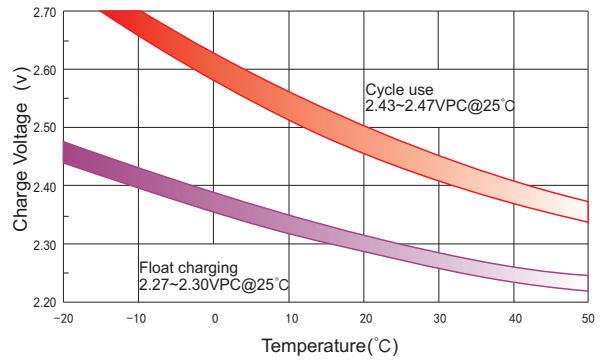
Charge Characteristic Curve For Standby Use



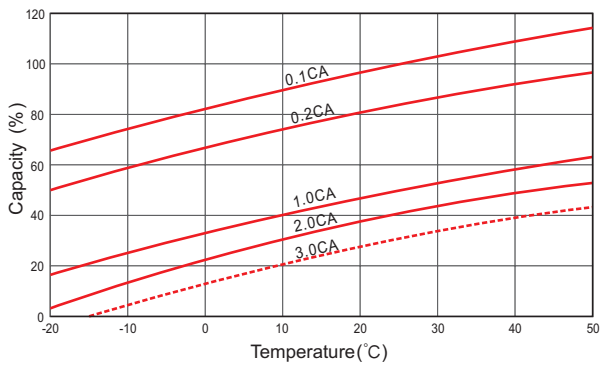
Cycle Life In Relation To Depth Of Discharge



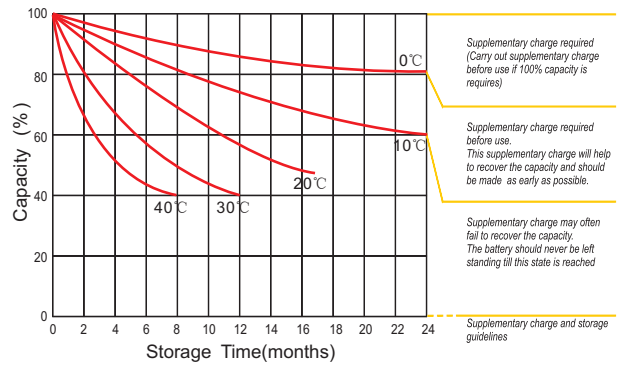
Relationship Between Charging Voltage And Temperature



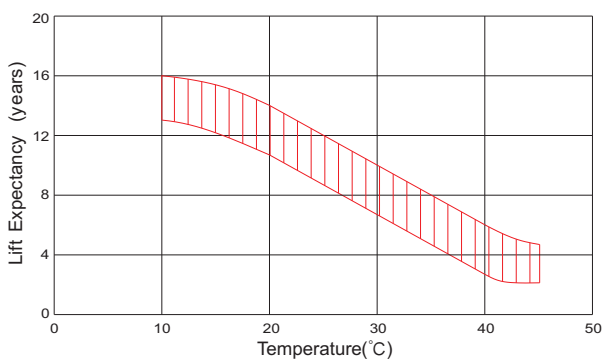
Temperature Effects On Capacity



Storage Characteristics



Effect Of Temperature On Long Term Life



Life Characteristics Of Standby Use

