1606-27937

LED Backlight

3 functions

Position/Stop and Dynamic Side Indicator with LED simulator inbuilt



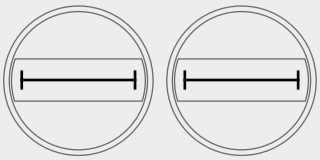

Standard indicator

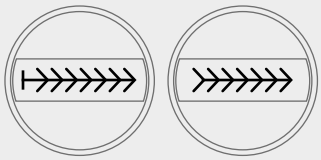

Dynamic indicator sequential (across both lamps)

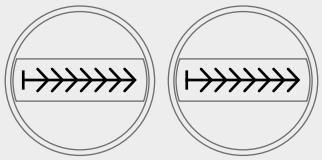

Dynamic indicator simultaneous



Open the lamp, disconnect the yellow wire, unscrew the resistor and remove it.
Disconnect also the purple wire and reconnect the yellow wire.
The purple wire should not be reconnected.

Assembly with 1 rear lamp

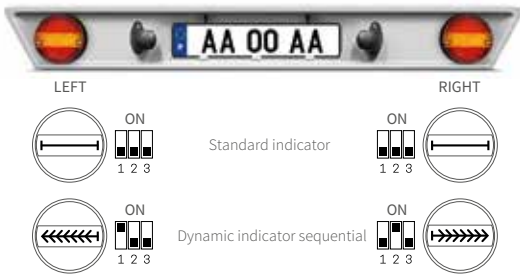

RAW MATERIALS HOUSING
Housing: PP20%T
Grommet Ø 10mm: Rubber
Bolts: M6X30 ZI

LENS
Lens: PMMA
Gasket: EPDM
Screws: PK 3/8 X2 PH ZINC
Screws: AGL 4X25X16 ZINC

LEDS MODULE
Box: PC Black
PCB: 21 LEDS Amber / 24 LEDS Red
Cover box: PMMA Crystal
Terminals and rivet: Brass

LIGHT SOURCE
LEDS 12 dual voltage
(12/24V) assembled in PCB
Operating Voltage: 13.5V and 28V
Power: Presence 1W – 1W
Stop: 4.5W and 9W
Side-indicator: 7.5W and 10W
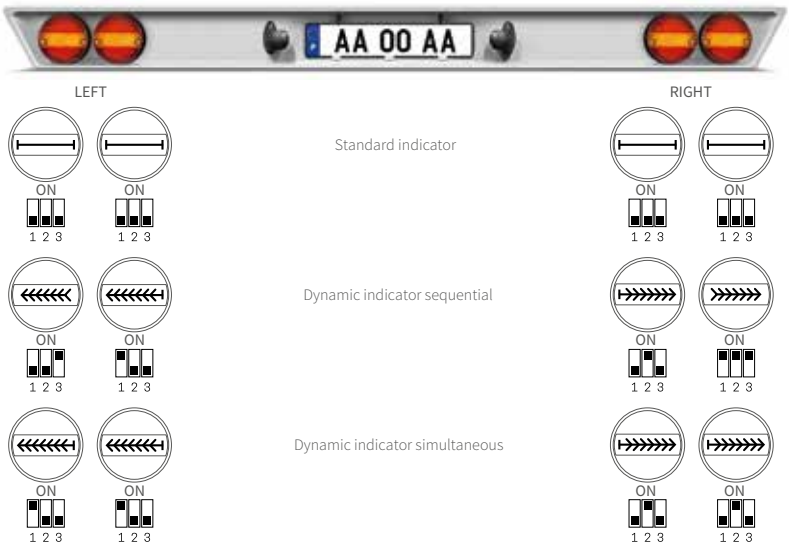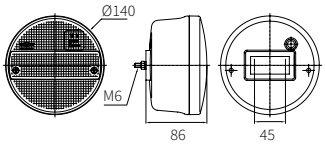
Assembly with 2 rear lamps side by side