

R4/6 esponder-E Series

LED Warning Lighthouse



R4-E



R6-E



FEATURES

- Warning Models certified with ECE R65 XA2 / XB2 / XR2, ECE R10, SAEJ595, SAEJ845.
- Available in two sizes and dimensions to best fit your police/ambulance/fire truck.
- Choose from 16 built-in flash patterns in Solid, Left-Right split, Top-Bottom split, or Criss-Cross split flash mode.
- Steady-Burn Warning Model may be connected to an external flasher (user supplied) for customized flash pattern.
- Multi-units synchronization in simultaneous or alternating flash.
- Reverse polarity protection.
- Weatherproof and vibration resistant design for internal or external use.
- Solid aluminium base for efficient heat dissipation.

SPECIFICATIONS

Compliance: ECE R65 (XA2, XB2, XR2) ; ECE R10
SAE J595; SAE J845; SAE J1113-13; IPX7

LED Element: R4-E High-power LED x 8 pcs
R6-E High-power LED x 12 pcs

No. of Warning Patterns: 16

Operating Voltage: 12~24VDC

Avg. Current R4-E: 0.91A @12VDC / 0.46A @24VDC
R6-E: 1.05A @12VDC / 0.53A @24VDC
(varies by flash pattern)

Max. Current: R4-E: 1.81A @12VDC / 0.91A @24VDC
R6-E: 2.10A @12VDC / 1.05A @24VDC

Avg. Power: R4-E: 10.85 Watts (varies by flash pattern)
R6-E: 12.58Watts (varies by flash pattern)

Max. Power: R4-E: 21.70 Watts
R6-E: 25.15 Watts

Wires: Red-Vcc : 25cm (20AWG)
Black-GND : 25cm (20AWG)
White-Vcc Low Power: 25cm (20AWG)
Yellow-Sync & Functions : 25cm (20AWG)

Fuse Rating: R4-E: 2A / **R6-E:** 3A

Synchronization: 15 Units

LED Colour: Red, Amber, Blue, White

Lens Colour: Clear, Blue, Red, Amber

Storage Temp.: -40°C ~ +75°C

Working Temp.: -30°C ~ +65°C

FLASH PATTERN

Flash Patterns			
1	Double [R65]	9	Triple [SAE]
2	Single [2Hz]	10	Quad [SAE]
3	Triple [2Hz]	11	Quint [SAE]
4	Quad [2Hz]	12	Ultra [SAE]
5	Random	13	Single-Quad
6	Single [SAE, CA13]	14	Single H/L
7	Mega	15	Single-Triple-Quint
8	Double [SAE]	16	Steady

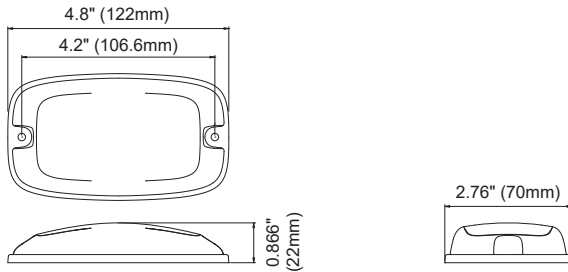
STARTAX

Maahantuojaja:
Startax Finland Oy

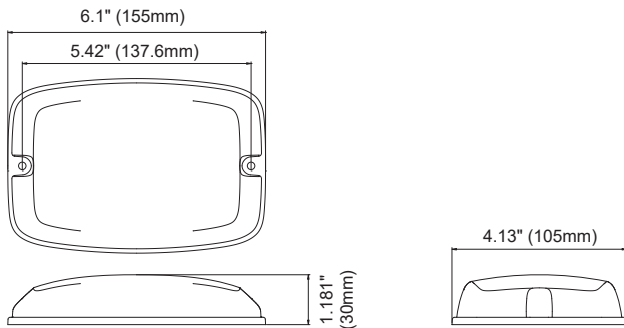
DIMENSIONS

Surface mount w/o flange

R4-E :

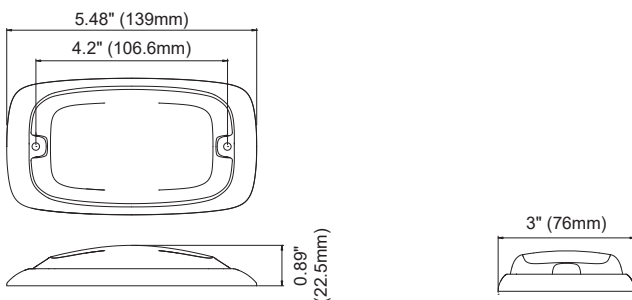


R6-E :

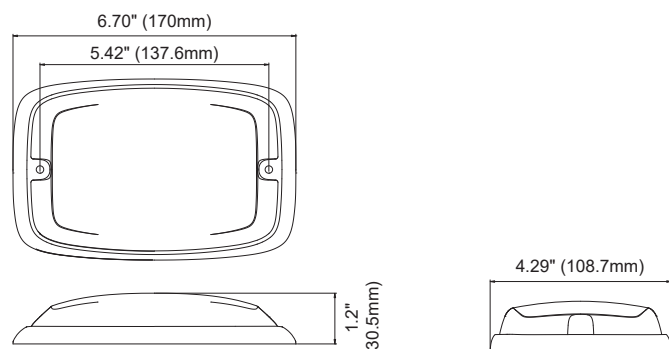


Surface mount w/ flange

R4-E :



R6-E :



PART NO.

- **1603-300629**.....R4-E ECE R65(XA2) Amber LED/LENS, Black Flange
- **1603-300630**.....R4-E ECE R65(XB2) Blue LED/LENS, Black Flange
- **1603-300631**.....R4-E ECE R65(XR2) Red LED/LENS, Black Flange
- **1603-300632**.....R4-E R10 only, White LED, Clear LENS, Black Flange
- **1603-300633**.....R6-E ECE R65(XA2) Amber LED/LENS, Black Flange
- **1603-300634**.....R6-E ECE R65(XB2) Blue LED/LENS, Black Flange
- **1603-300635**.....R6-E ECE R65 (XR2) Red LED/LENS, Black Flange
- **1603-300636**.....R6-E R10 only, White LED, Clear LENS, Black Flange